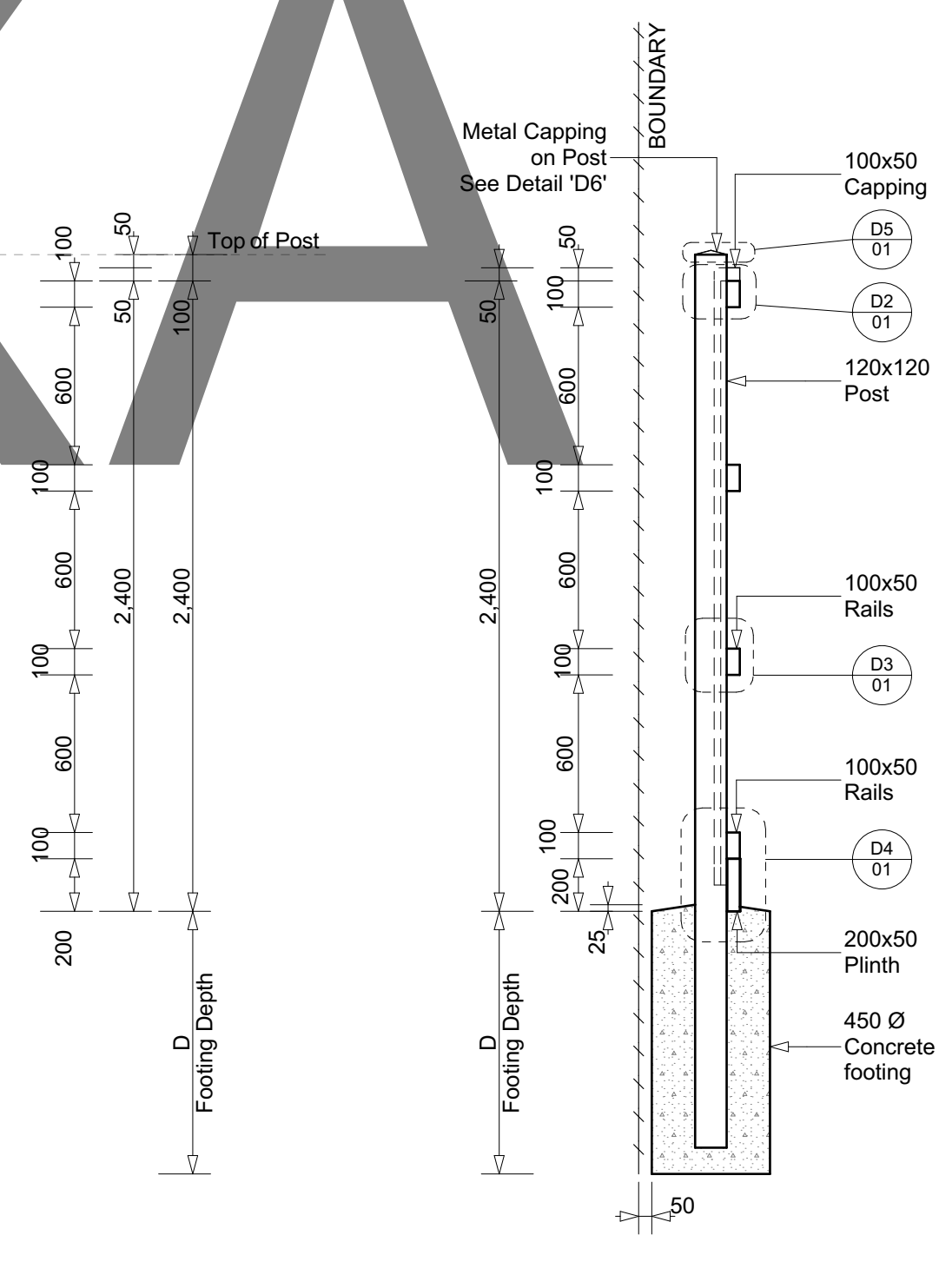
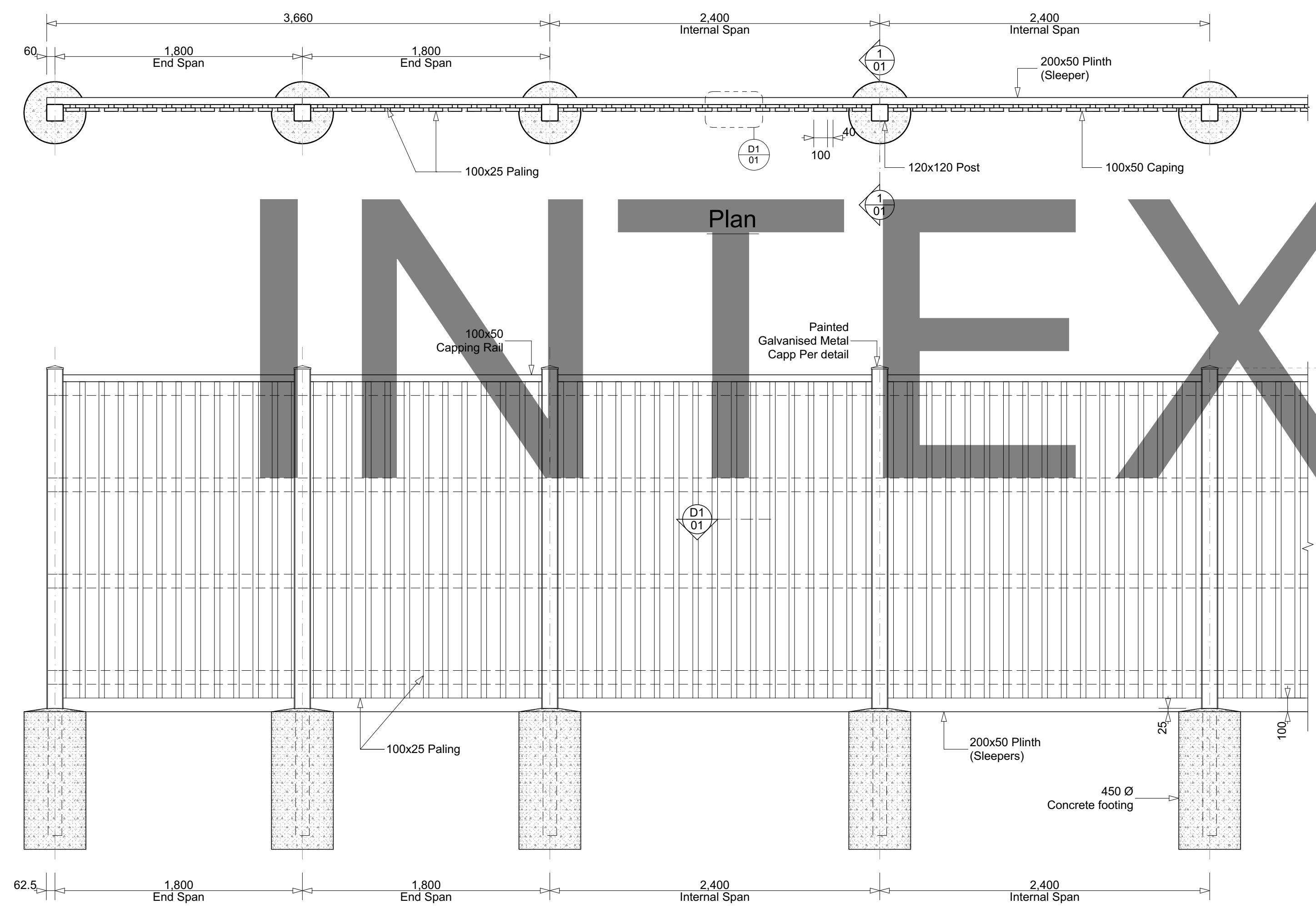


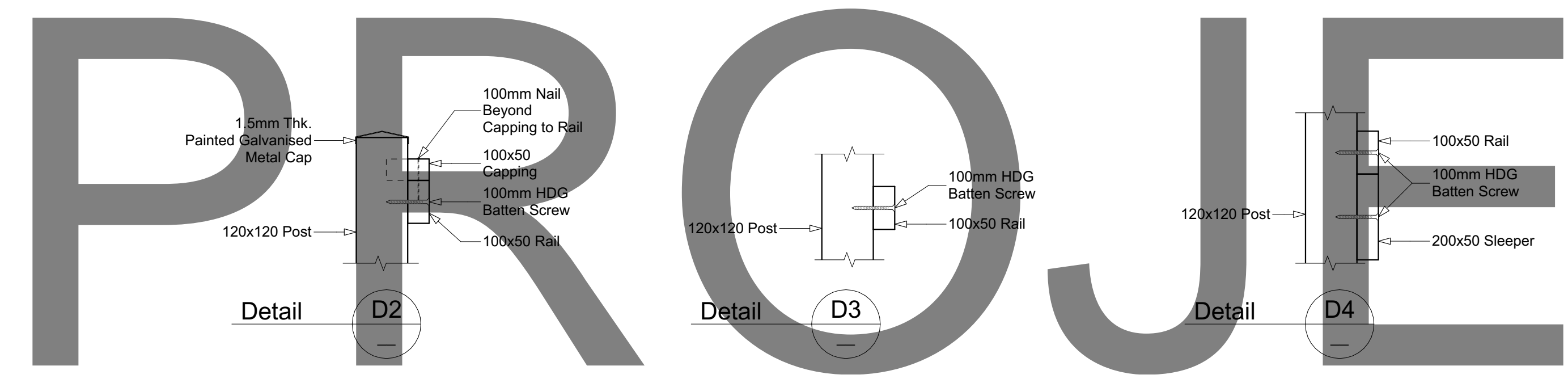
- NOTES:
1. Acoustic Density – 15.6 kg/m<sup>2</sup>.
  2. All dimensions shown are in millimetres (mm) unless specified otherwise.
  3. All details should be checked and certified by a RPEQ prior to use of the drawing for design and/or construction. Intexa Projects does not take any responsibility otherwise.
  4. All free ends of the fence should have two 1800mm spans, to provide extra support.

AMENDMENTS	No.	Description	Date	By
A	Design			



Elevation  
Fence Assembly Detail

Section 1

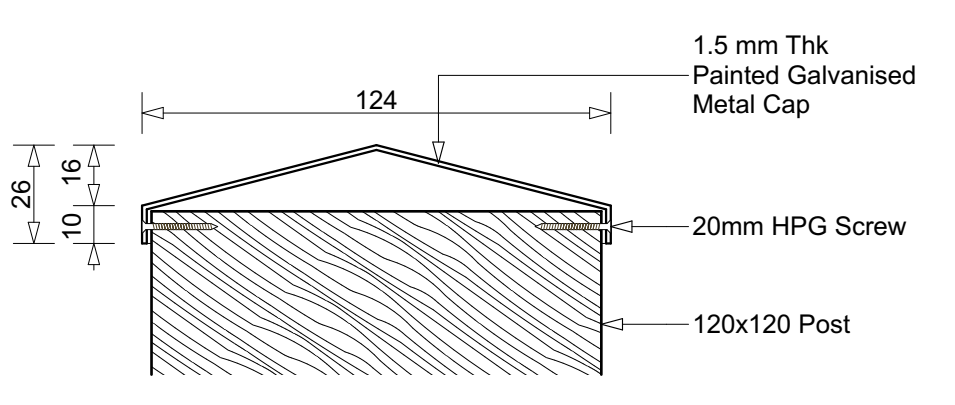
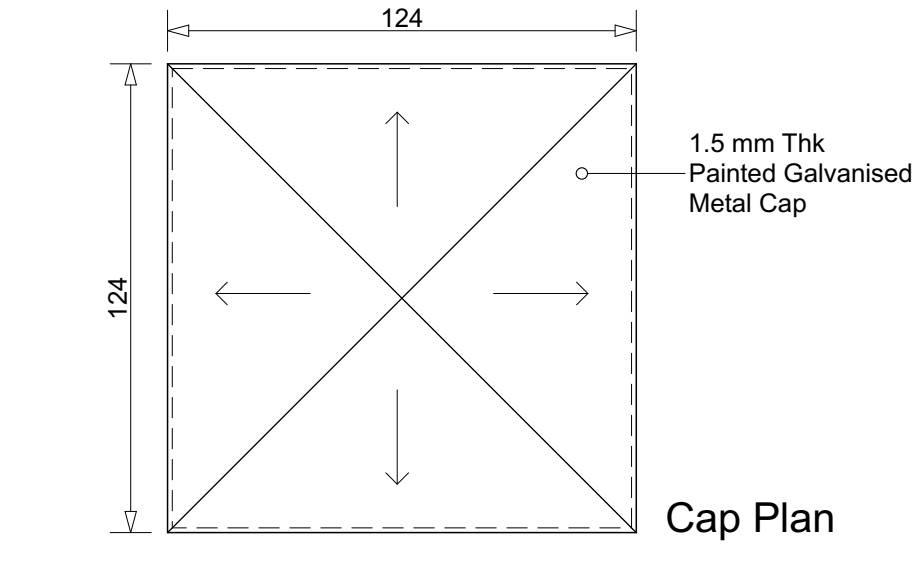
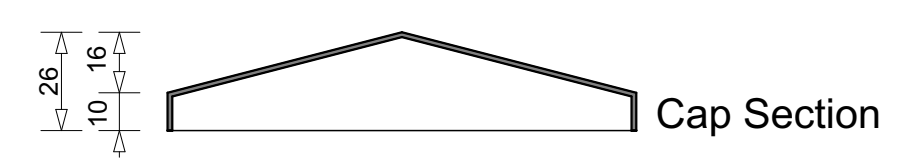
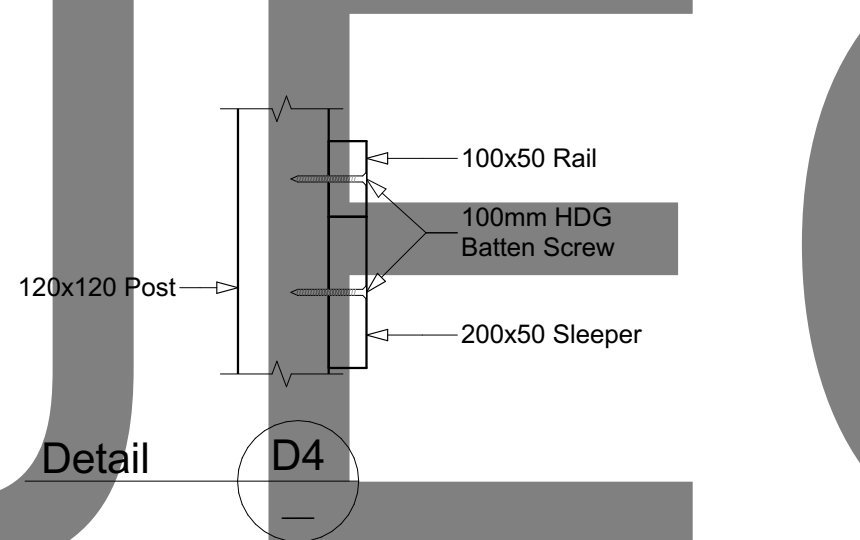
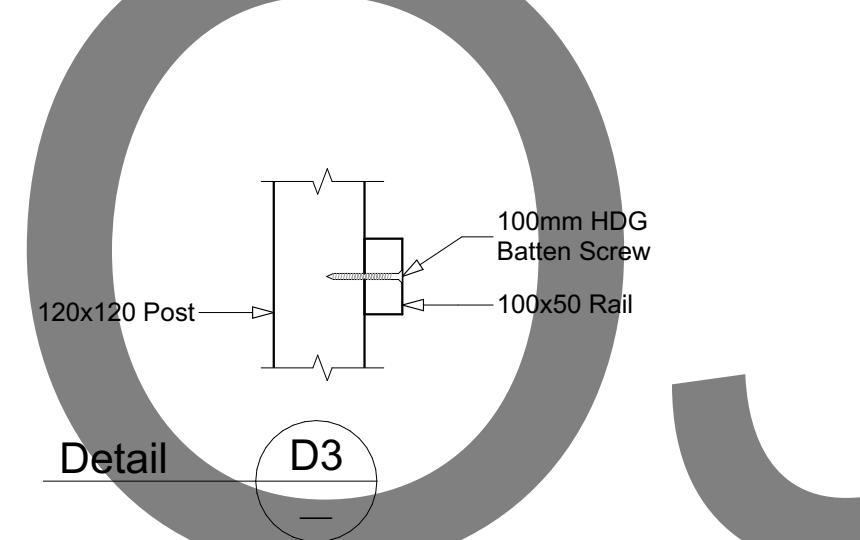
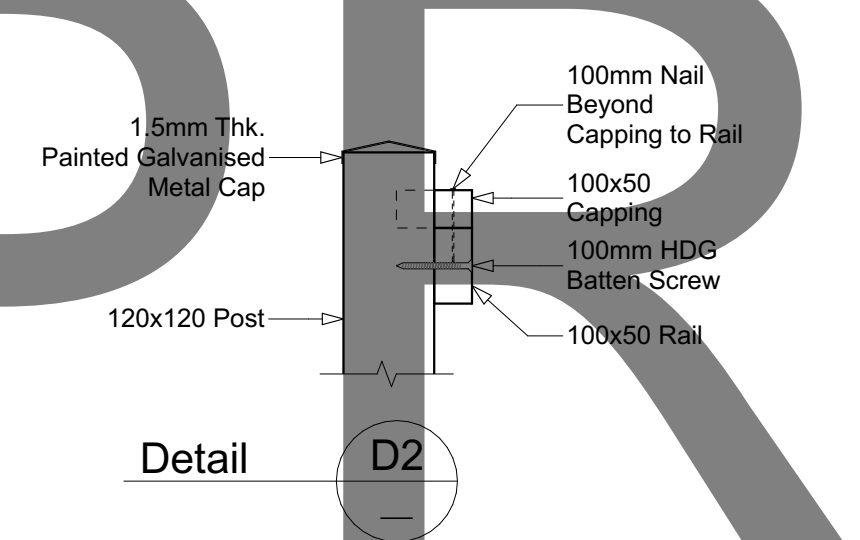
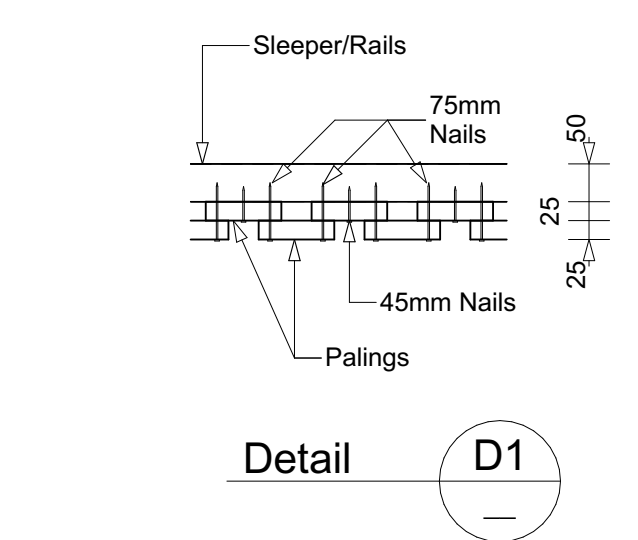


Structural Detail

Fence Height (mm)	Panel spans (mm)	Retaining height (mm)	Post Size (mm)	Footing Depth (mm)	Footing Dia. (mm)
1800	2400 internal 2x 1800 ends	0	100x100mm hardwood	XXXX	450
2400	2400 internal 2x 1800 ends	0	120x120mm smooth hardwood	XXXX	450

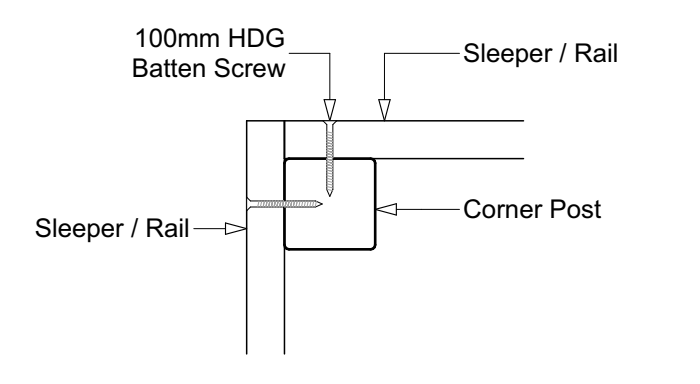
Materials

<b>Posts</b>	<ul style="list-style-type: none"> <li>120x120mm smooth hardwood, CCA treated to H4</li> <li>Metal capping on Post as per Detail</li> </ul>
<b>Fencing</b>	<ul style="list-style-type: none"> <li>Rails – 100x50mm pine, CCA treated to H4</li> <li>Palings – 100x25mm pine, CCA treated to H4</li> <li>Capping – 100x50mm pine, CCA treated to H4</li> <li>Plinth – 200x50mm pine, CCA treated to H4</li> </ul>
<b>Fasteners</b>	<ul style="list-style-type: none"> <li>Bottom skin of palings – 45mm HDG nail</li> <li>Top skin of palings - 75mm HDG nail</li> <li>Rails, capping &amp; plinth – 100mm HDG batten screw</li> <li>Metal capping on post – 20mm HPG Screw</li> </ul>
<b>Concrete</b>	<ul style="list-style-type: none"> <li>25 MPA</li> </ul>



Capping Connection Detail D5

Metal capping Detail D6



Corner Post Connection Detail D6

SUPPLIER

**INTEXA**  
PROJECTS

Transforming Outdoor Spaces

Phone: 1300 593 104  
Email: sales@intexa.com.au  
Website: www.intexa.com.au  
ABN: 78 736 473 716  
QBCC Licence: 1309293

PROJECT

DRAWING  
STRUCTURAL DETAIL

PRODUCT

DISCLAIMER: Intexa Projects accepts no responsibility for the accuracy or for any consequence resulting from the use or alteration of this drawing and other data in electronic form. Drawings in electronic form should be checked for accuracy against the equivalent hard copy issued by Intexa Projects.

NOTE: Prior to commencing Construction verify all dimensions against Architect's, other Consultant's and Sub-Contractor's drawings. Dimensions are not to be scaled or read electronically from this drawing. Setout dimensions, unless specifically shown, are to be obtained from the Architect's or other Consultant's drawings.

COPYRIGHT - ALL RIGHTS RESERVED - Copying or reproducing the whole or part of this document in any form constitutes an infringement of copyright without the written permission of Intexa Projects.

Drawn	Designed	Checked

STRUCTURAL DESIGN CERTIFICATE

DESIGN NOTES


Date: Scale at A1: Drawing Status

Not To Scale Design

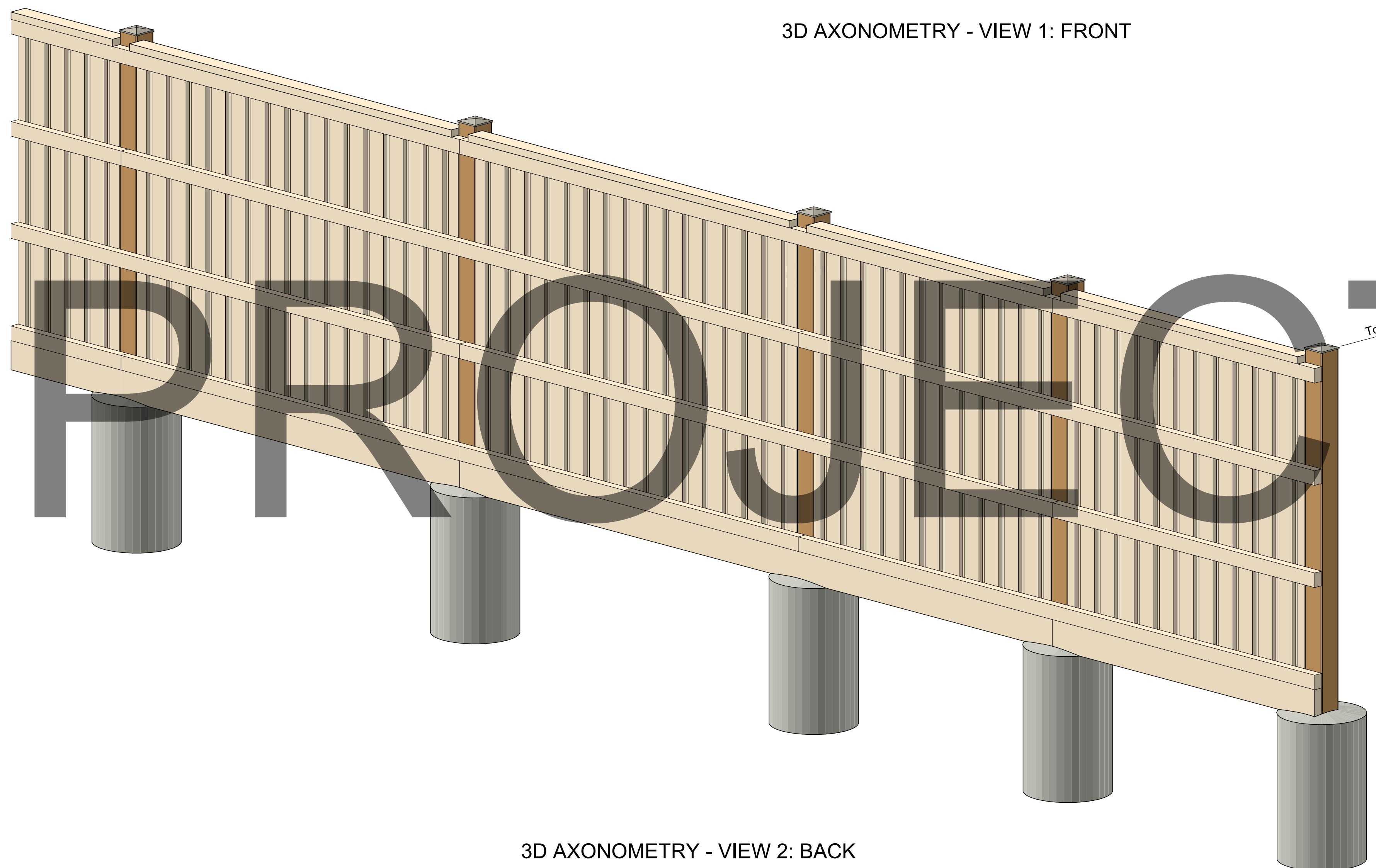
Job No: AF-TIM-01 Date: 02-01-2019

Drawing No: AF-TIM-01.01 Sheet No.: 1 of 2 Issue: A

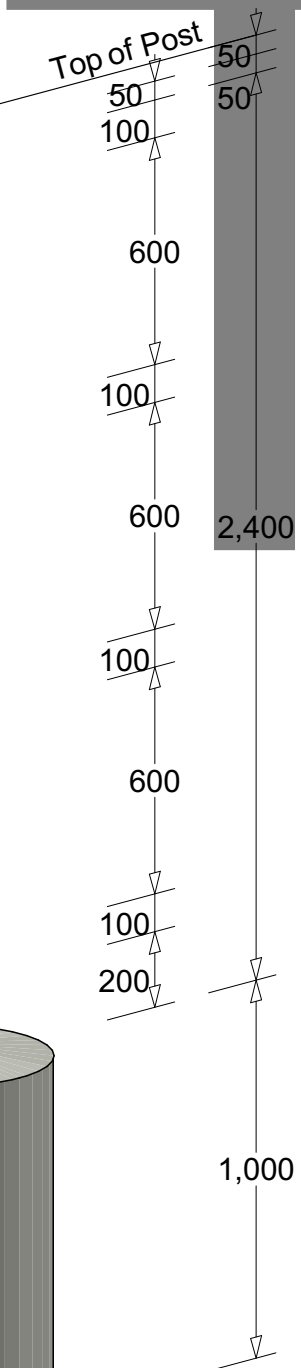
1  
2  
3  
4  
5  
6  
7  
8  
9  
10  
11



3D AXONOMETRY - VIEW 1: FRONT



3D AXONOMETRY - VIEW 2: BACK



PROJECTS

AMENDMENTS		
No.	Description	Date
A	Design	

**INTEXA**  
PROJECTS

Transforming Outdoor Spaces

Phone: 1300 593 104  
 Email: sales@intexa.com.au  
 Website: www.intexa.com.au  
 ABN: 78 736 473 716  
 QBCC Licence: 1309293

CLIENT

PROJECT

DRAWING

3D VIEWS

PRODUCT

DISCLAIMER: Intexa Projects accepts no responsibility for the accuracy or for any consequence resulting from the use or alteration of this drawing and other data in electronic form. Drawings in electronic form should be checked for accuracy against the equivalent hard copy issued by Intexa Projects.

NOTE: Prior to commencing Construction verify all dimensions against Architect's, other Consultant's and Sub-Contractor's drawings. Dimensions are not to be scaled or read electronically from this drawing. Setout dimensions, unless specifically shown, are to be obtained from the Architect's or other Consultant's drawings.

COPYRIGHT - ALL RIGHTS RESERVED - Copying or reproducing the whole or part of this document in any form constitutes an infringement of copyright without the written permission of Intexa Projects.

Drawn	Designed	Checked
-------	----------	---------

STRUCTURAL DESIGN CERTIFICATE

DESIGN NOTES

Date:	Drawing Status	
Scale at A1:	Not To Scale <b>Design</b>	
Job No:	AF-TIM-01	Date: 02-01-2019
Drawing No:	AF-TIM-01.02	Sheet No.: 2 of 2 Issue A